

Care Management PCMH Committee

Person-Centered Medical Home Program Update July 9, 2025



PCMH Program Status

As of June 30, 2025

PCMH Program Participants		Sites		Providers	
5/31/25	6/30/25	5/31/25	6/30/25	5/31/25	6/30/25
123	123	558	558	2,539	2,549

97 PCMH Approved Practices NCQA Sustained Recognition	15 Glide Path Practices Working Towards NCQA Recognition	1 Glide Path Renewal Practices Working towards NCQA Renewal Recognition	16 PCMH Accredited Practices Includes FQHCs
---	---	--	--

Note: 6 Practices have sites in both PCMH & Glide Path Programs

PCMH Approved Practices

PCMH Approved Practices

5/31/25

97

6/30/25

97

New Approved Practices: 0
Completed Glide Path Renewal: 0
Moved to Glide Path Renewal: 0
Practices Termed: 0

PCMH Approved Sites

5/31/25

394

6/30/25

394

New Approved Sites: 0
Completed Glide Path: 0
Completed Glide Path Renewal: 0
Sites Termed: 0

PCMH Approved Providers

5/31/25

1,874

6/30/25

1,878

Completed Glide Path: 0
Completed Glide Path Renewal: 0
Providers Added: 14
Providers Termed: 10

PCMH Adult & Pediatric Practices

97 PCMH Approved
Practices

394
PCMH Approved Sites

31 Internal
Medicine
PCMH
Practices
with **167** Sites

21 Family
Medicine
PCMH
Practices
with **115** Sites

63 Pediatric
PCMH
Practices
with **111** Sites

1 Geriatric
PCMH
Practice
with **1** Site

This data reflects current information through June 30, 2025

*Note: 8 Practices have sites in 3 of the 4 categories & 3 Practices have sites in 2 of the 4 categories.
Sites are counted once.*

PCMH Glide Path Practices

Glide Path Practices

5/31/25

15

6/30/25

15

New Practices: 0

Completed Glide Path: 0

Practices Termed: 0

Glide Path Renewal (GPR) Practices

5/31/25

1

6/30/25

1

Completed GPR: 0

Moved to GPR: 0

Glide Path Sites

5/31/25

21

6/30/25

21

New Practice Sites: 0

Completed Glide Path: 0

Sites Termed: 0

Glide Path Providers

5/31/25

60

6/30/25

60

New Providers: 0

Completed Glide Path: 0

Providers Added: 0

Providers Termed: 0

2 Sites 5 Providers

Sites Completed GPR: 0

Sites Moved to GPR: 0

Providers Completed GPR: 0

Providers Moved to GPR: 0

PCMH Accredited Program Participants

Federally Qualified Health Centers (FQHCs) and FQHC look-alikes are program participants*

PCMH Accredited Participants

5/31/25

16

6/30/25

16

No Change

PCMH Accredited Sites

5/31/25

141

6/30/25

141

Sites Added: 0

Sites Terminated: 0

PCMH Accredited Providers

5/31/25

600

6/30/25

606

Providers Added: 10

Providers Terminated: 4

*Federally Qualified Health Centers (FQHCs) and FQHC look-alikes are PCMH program participants if they are pursuing and/or have obtained the Joint Commission Ambulatory Care accreditation with Primary Care Medical Home certification as well as NCQA recognition.

PCMH CY2025 Program Recruitment

Recruitment Process

CHNCT reviews all Non-PCMH primary care practices for eligibility into the DSS PCMH program and outreaches them annually.

The primary reasons for non-participation in the PCMH program include:

- Practice doesn't use an EHR or doesn't have the reporting capabilities within their EHR
- Small HUSKY Health membership attribution
 - Most of these practices have less than 100 members
 - There are 50 practices (17%) that have an attribution of more than 500 members
- Perceived limited ROI due to the resources required to meet NCQA's or TJC's PCMH recognition status

Current 2025 Non-PCMH Practice Pool = 198

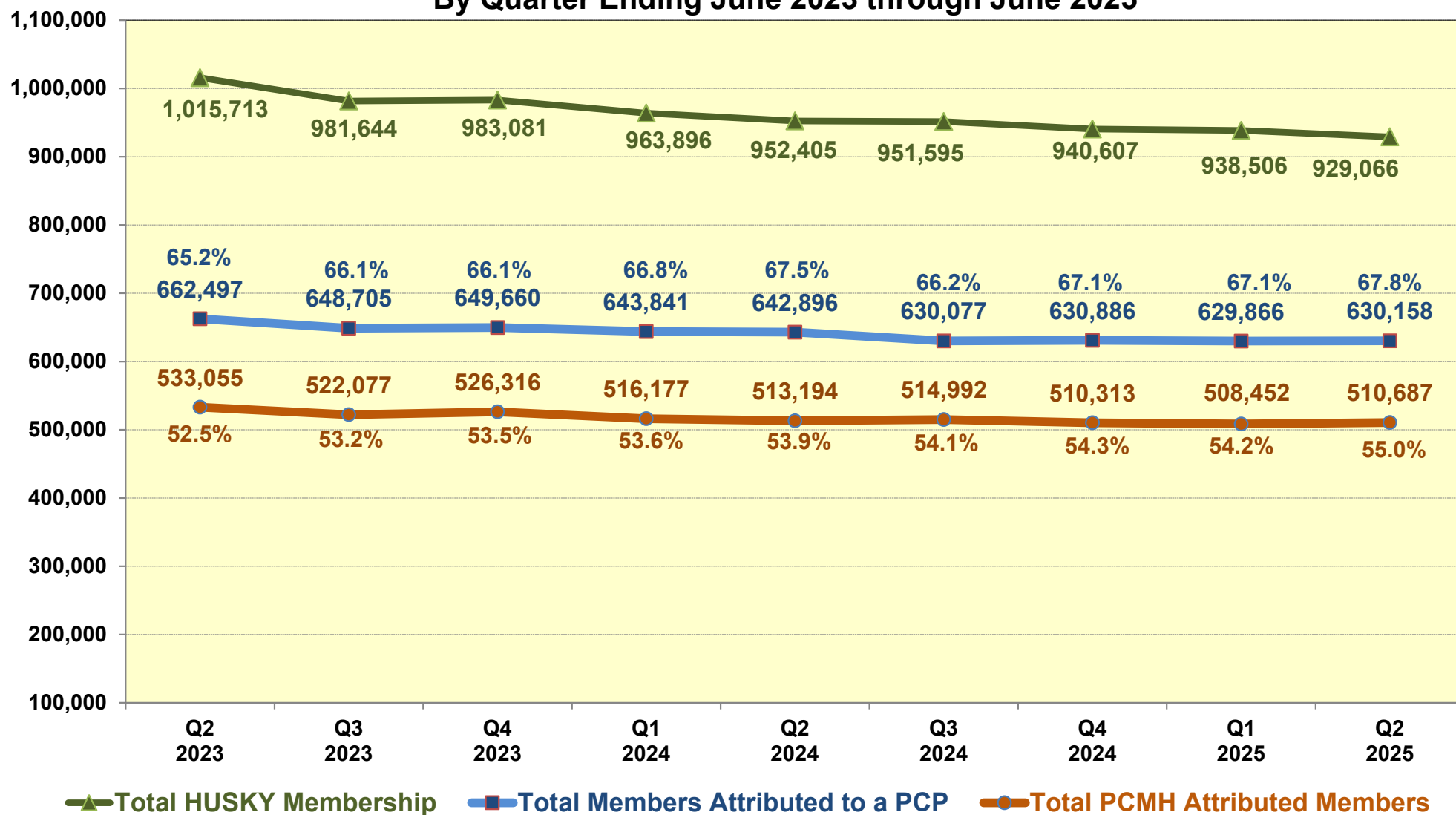
This data reflects current information through February 2025

Recruitment as of June 30, 2025

- **4 Practice Sites**
 - 2 New Practice Sites
 - 2 New Sites from Current PCMH Practices
- **8 Providers**
 - 8 From New Practice Sites
 - 0 From New Sites from Current PCMH Practice

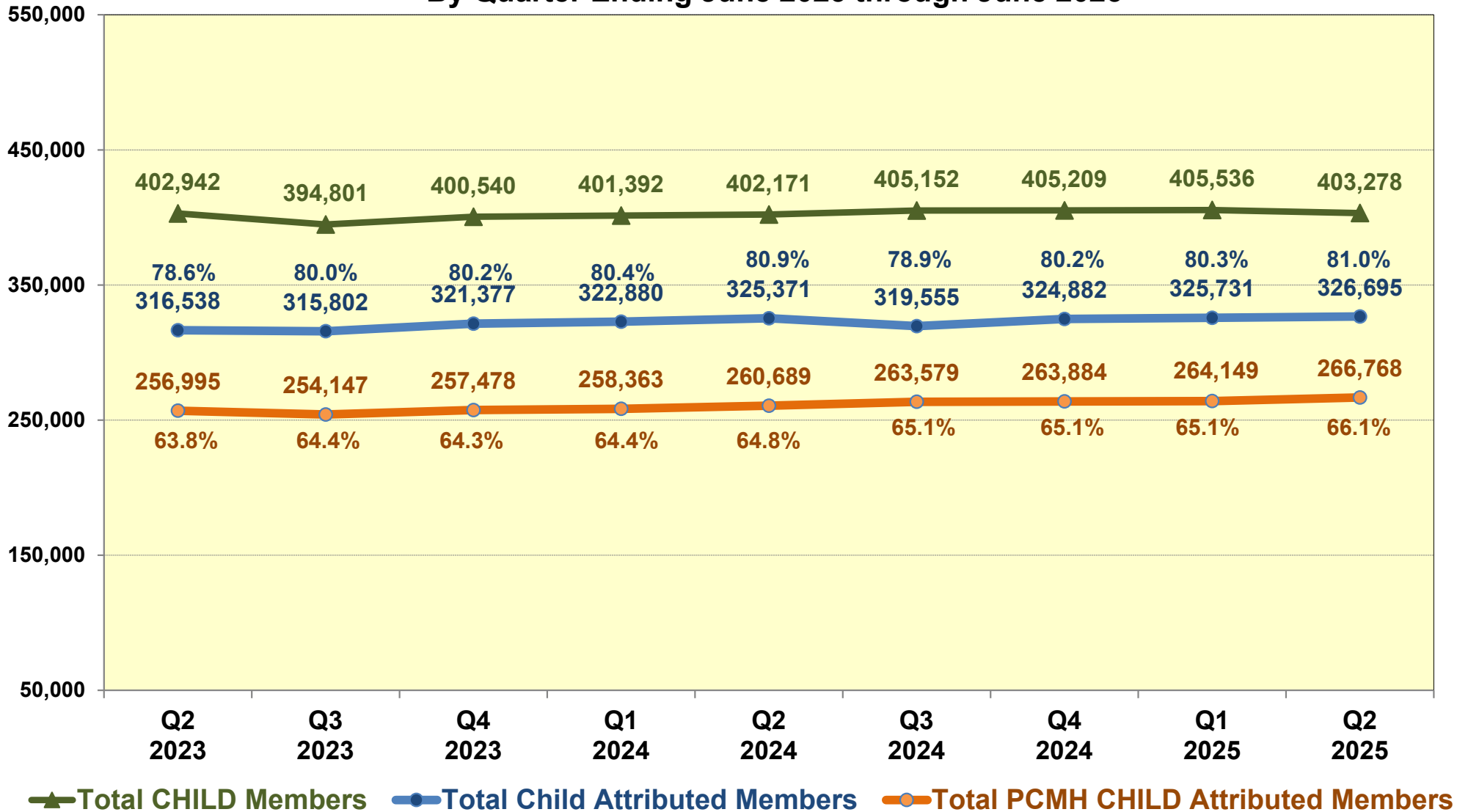
PCMH Program Member Attribution

Summary of Total HUSKY Membership, Total Members Attributed to a PCP
and Total PCMH Attributed Members
By Quarter Ending June 2023 through June 2025



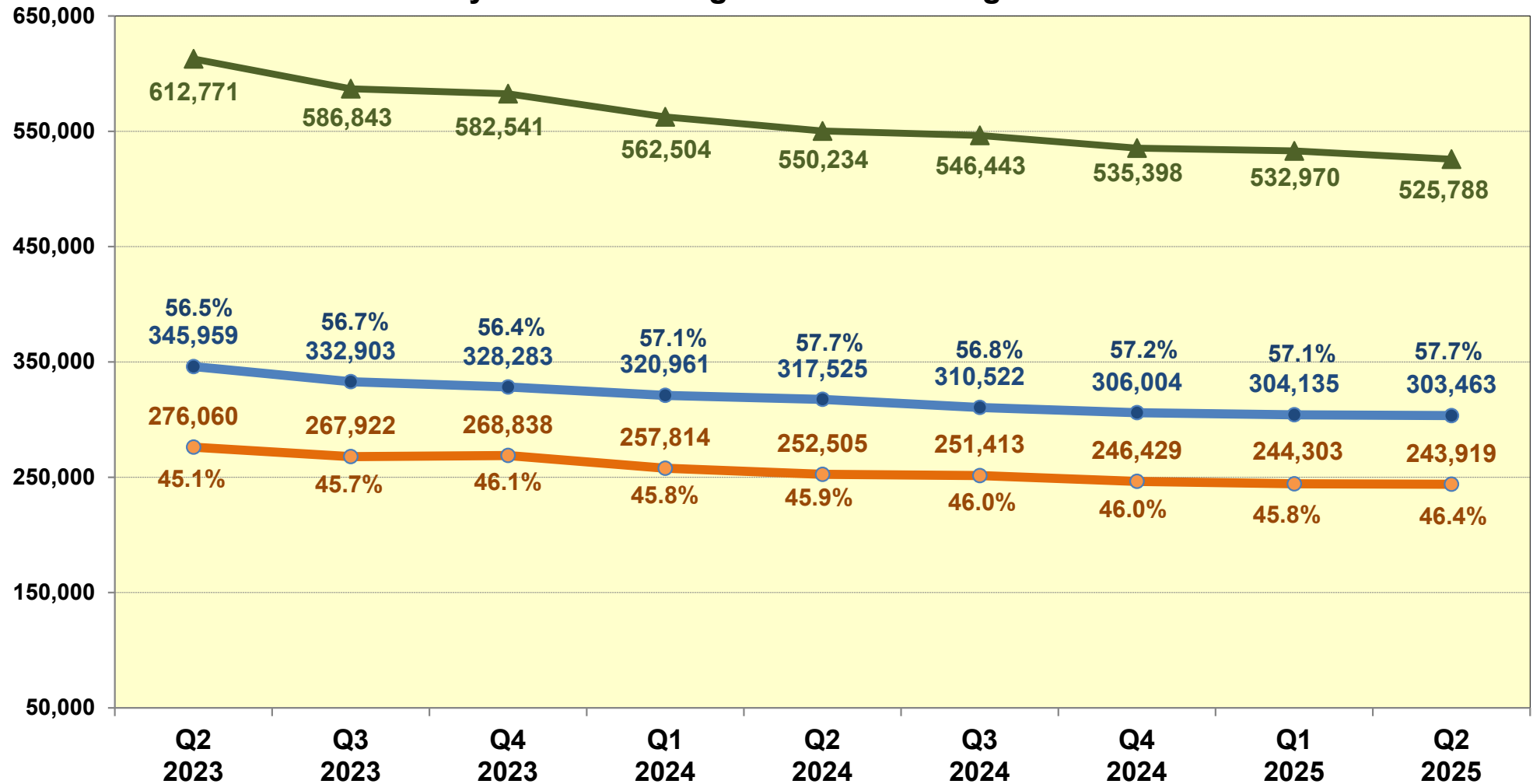
PCMH Program CHILD Member Attribution

Comparison of Total CHILD Members, Total CHILD Attributed Members,
and Total PCMH CHILD Attributed Members
By Quarter Ending June 2023 through June 2025



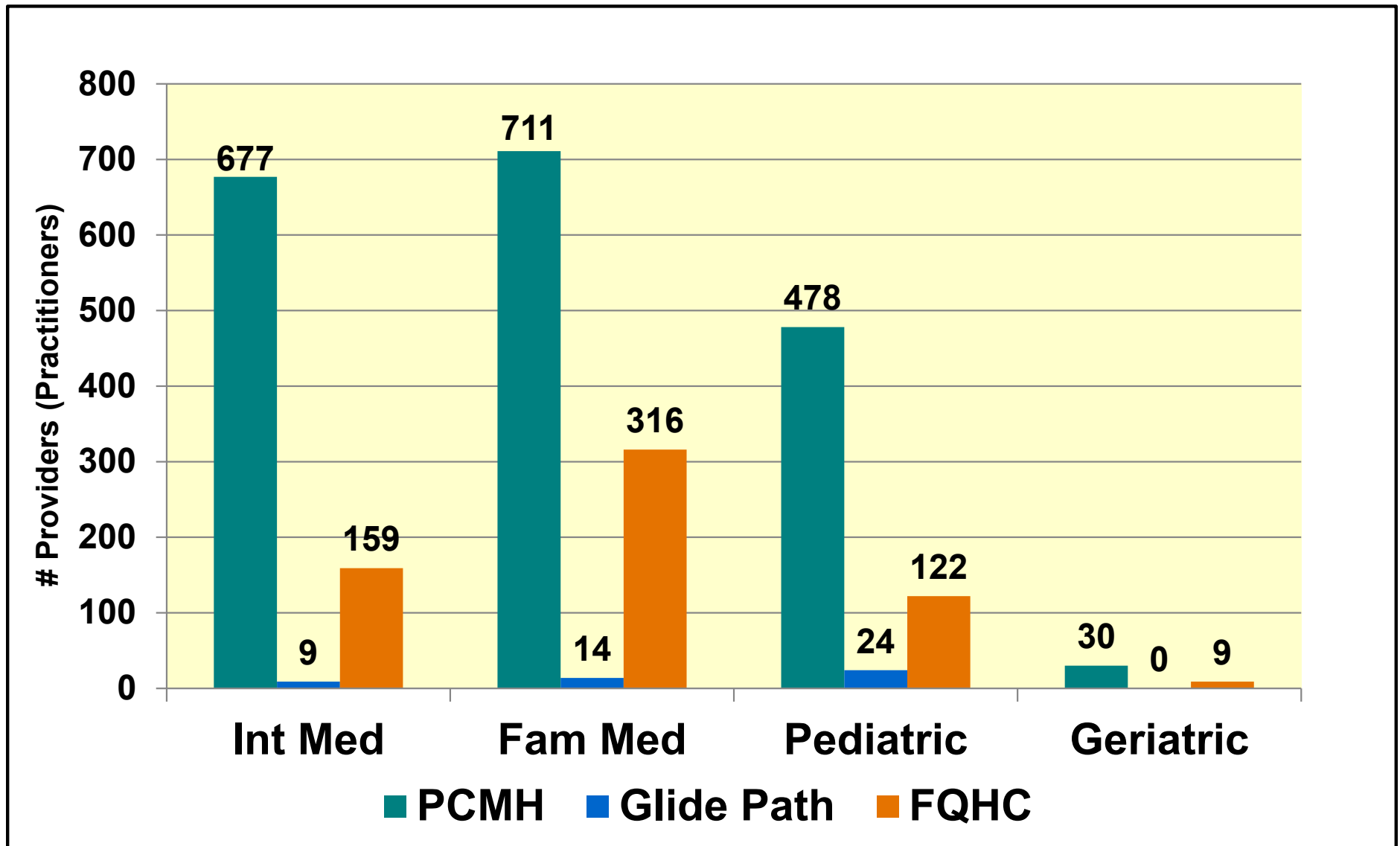
PCMH Program ADULT Member Attribution

Comparison of Total ADULT Members, Total ADULT Attributed Members,
and Total PCMH ADULT Attributed Members
By Quarter Ending June 2023 through June 2025

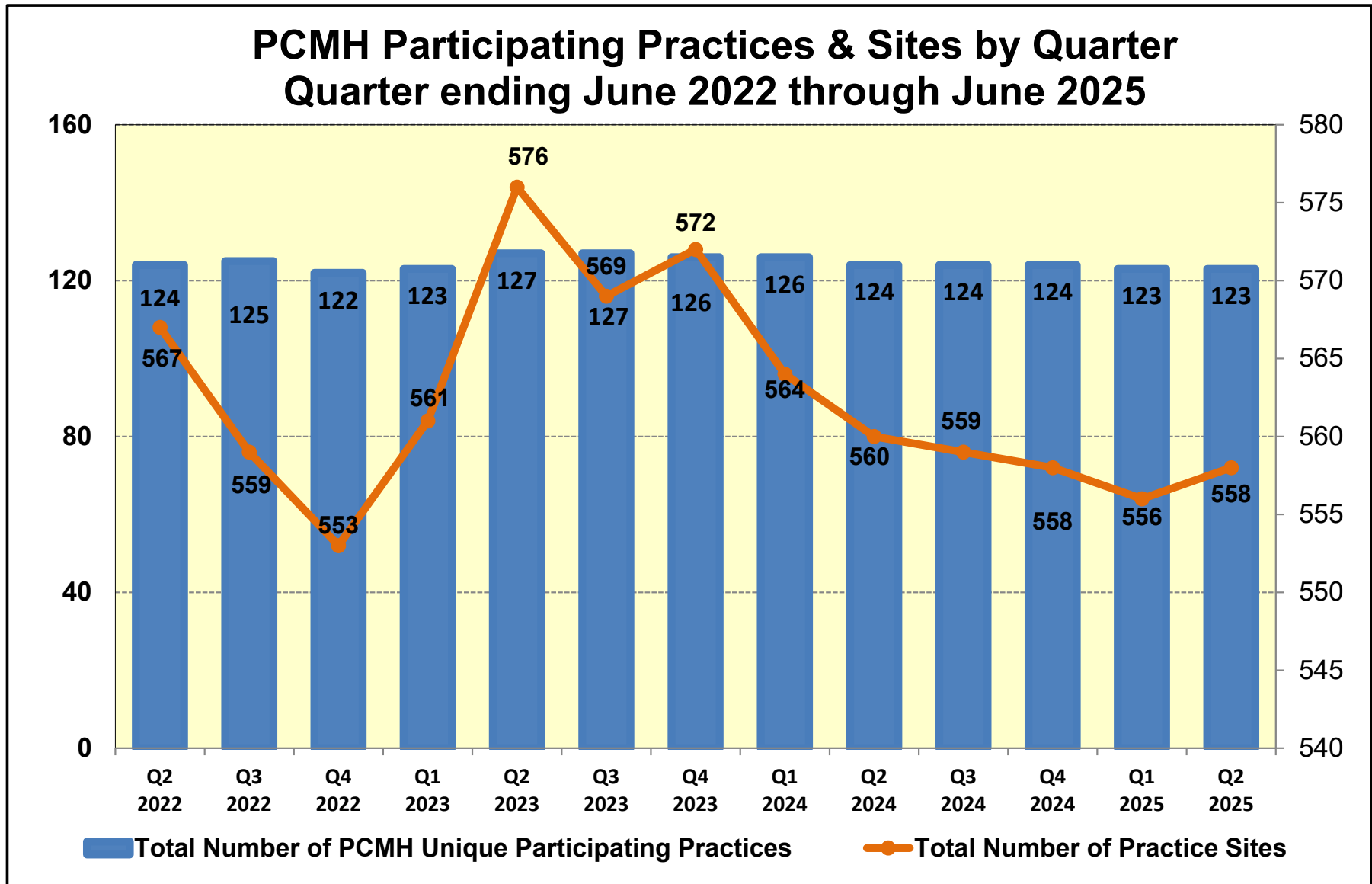


▲ Total ADULT Members ● Total Adult Attributed Members ● Total PCMH ADULT Attributed Members

Provider Specialty by PCMH Program Participation as of June 30, 2025

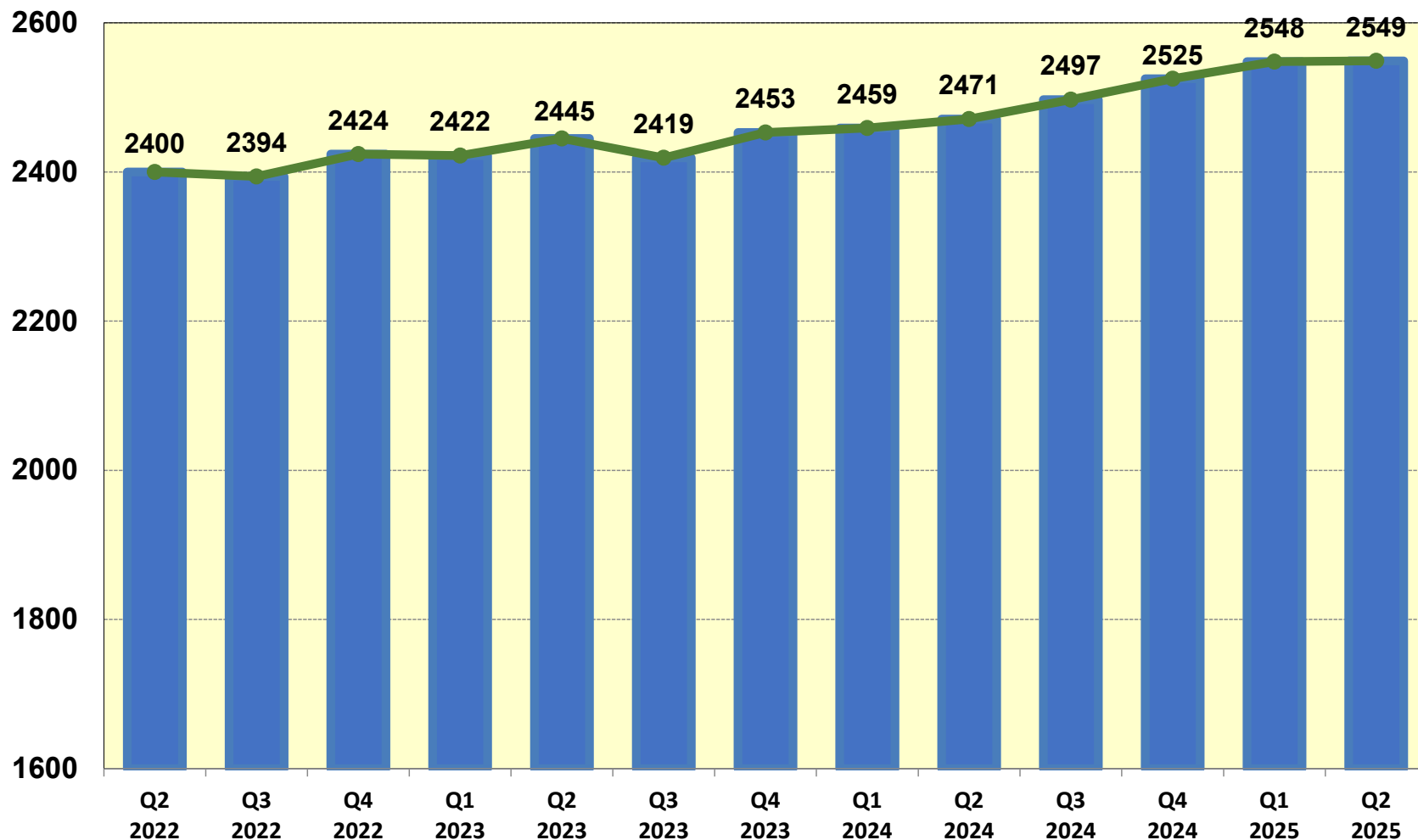


PCMH Program Trends-Practices & Sites



PCMH Program Trends - Providers

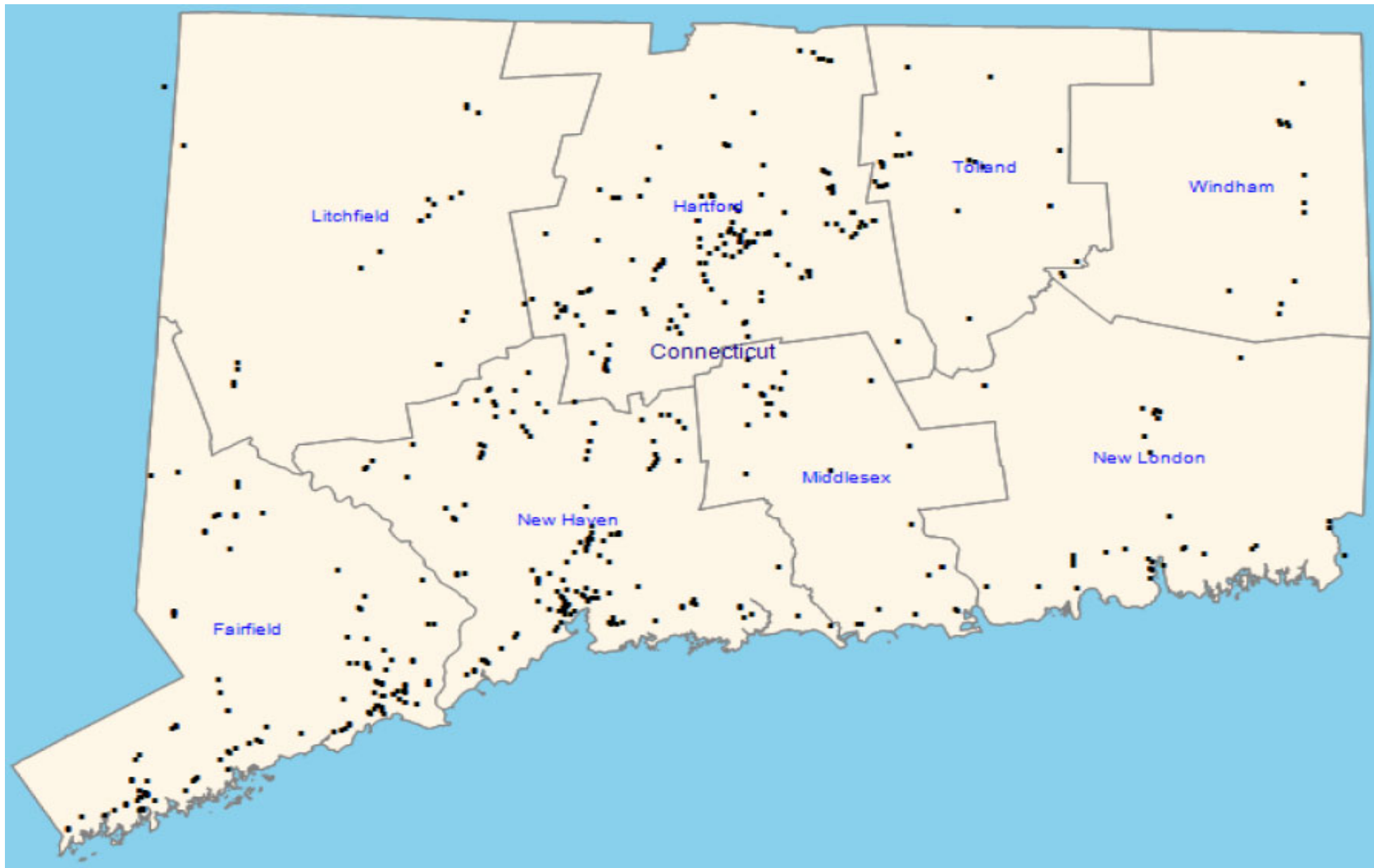
PCMH Total Participating Providers/Practitioners by Quarter
Quarter ending June 2022 through June 2025





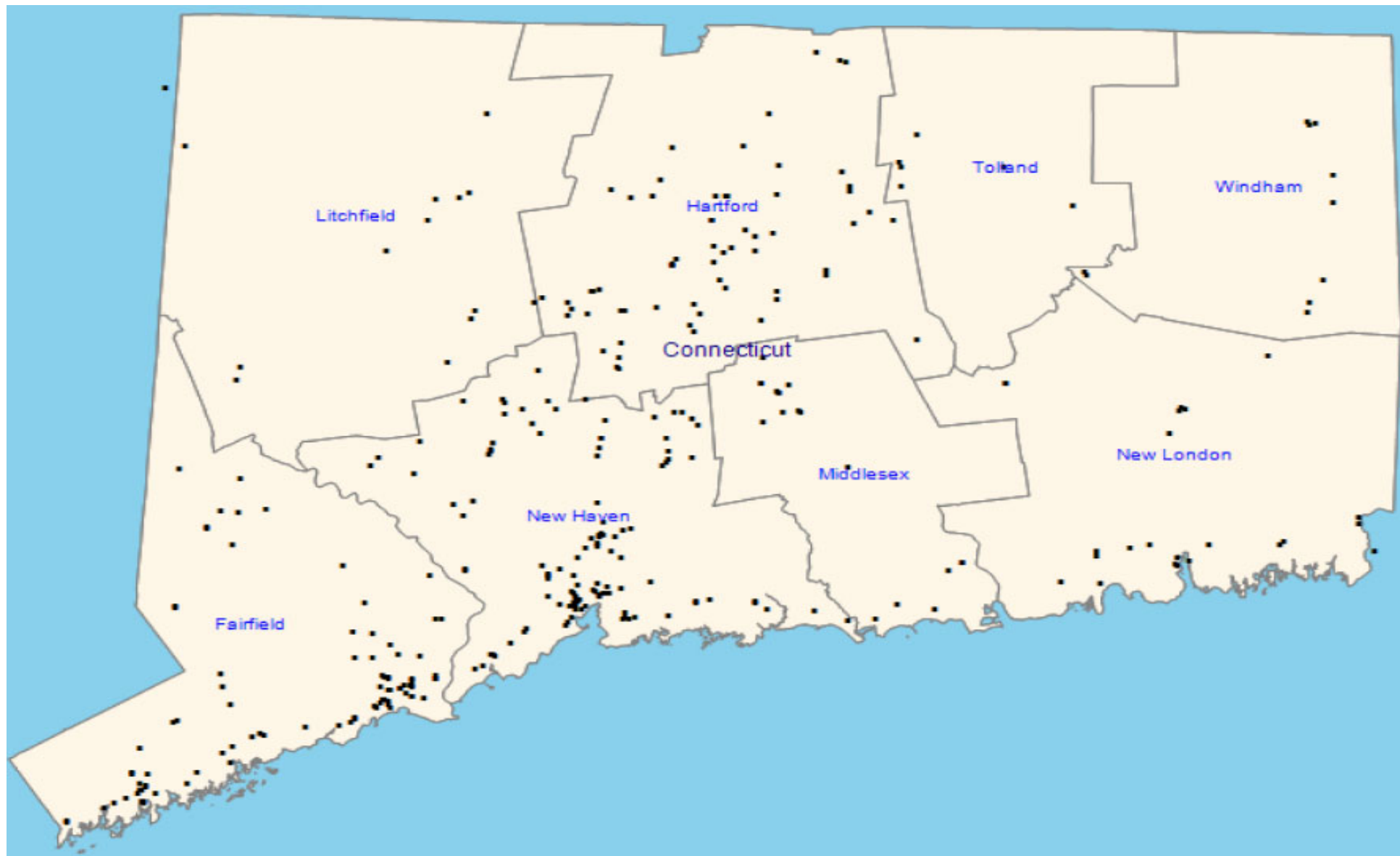
PCMH Practice Site Locations

All PCMH Program Practice Site Locations



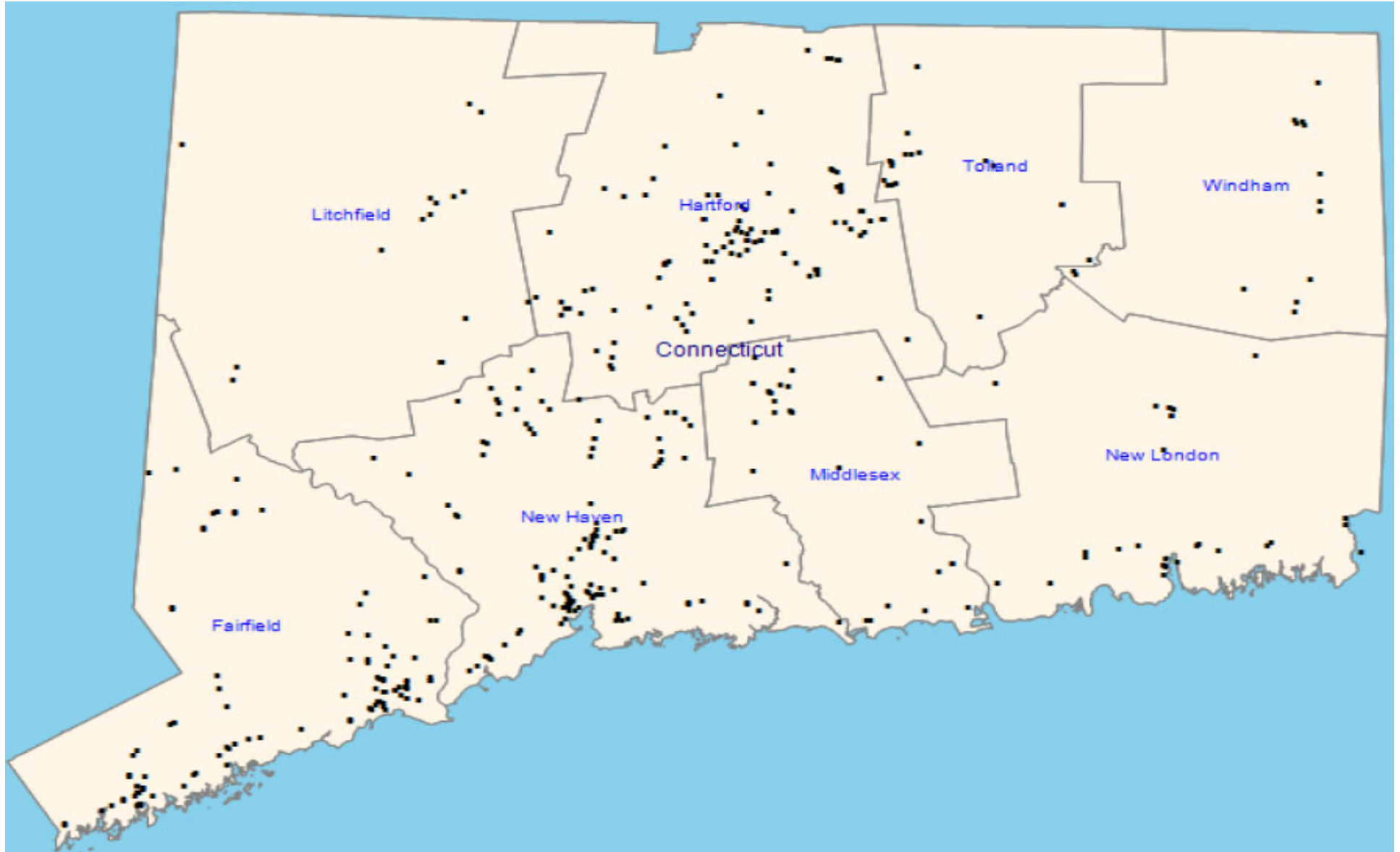
Note: Data is as of March 31, 2025

Internal Medicine PCMH Program Practice Site Locations



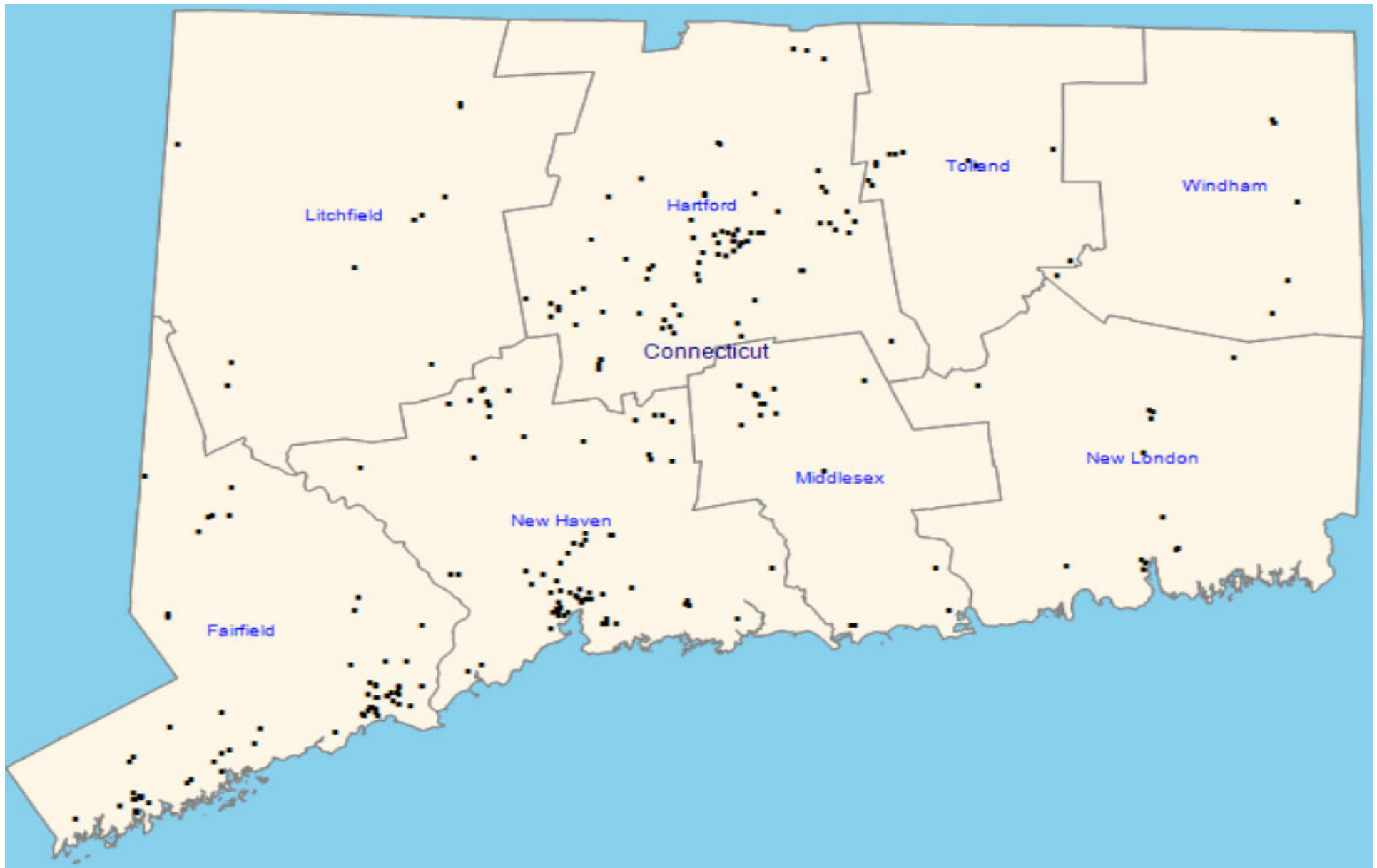
Note: Data is as of March 31, 2025

Family Practice PCMH Program Practice Site Locations



Note: Data is as of March 31, 2025

Pediatric PCMH Program Practice Site Locations



Note: Data is as of March 31, 2025